

B&C HOODED SOFTSHELL /MEN - JM 950

SOFTSHELL JACKET



1 front chest pocket with zip

Full zip opening with chin protector

Set-in sleeves

Full inner placket in shell fabric

Perfect arm & elbow sleeve shape

Easy access for decoration via inner left breast zip

Reverse zips for a trendy look

Flat stitching for greater comfort

Cuffs with closing tabs & embossed plastic pull

Adjustable bottom hem (with drawcord) Longer back

2 front side pockets with zips

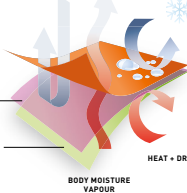


WIND + COLD WATER + SNOW

OUTER LAYER
ALL WEATHER CONDITIONS
BLOCKING SHELL FABRIC

MID LAYER
FULL BONDED
BREATHABLE MEMBRANE

INNER LAYER
BREATHABLE AND ABSORBING
MICRO-FLEECE, FOR MAXIMUM
BODY HEAT RETENTION
AND DRYNESS



High performance Softshell jacket

3-LAYER SOFTSHELL JACKET 340G/M²

Outer layer: 94% polyester - 6% elastane
Woven Softshell

Mid layer: bonded breathable membrane,
windproof, waterproof


Inner layer: 100% polyester anti-pilling
micro-fleece and 100% polyester
mesh lining on front panels

Waterproof: 5000 mm

Breathable: 1000 MVP

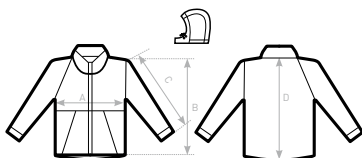
S - M - L - XL - 2XL - 3XL

1 pc/pack & 10 pcs/carton



DUO
CONCEPT

with B&C Hooded Softshell /women



SIZES [CM]

B&C HOODED SOFTSHELL /M. JM 950

| | XS | S | M | L | XL | 2XL | 3XL |
|-------------------------------|----|------|------|------|------|------|------|
| A HALF CHEST | - | 52 | 55 | 58 | 61 | 64 | 67 |
| B BODY LENGTH FROM NECK POINT | - | 66,5 | 69,5 | 72,5 | 75,5 | 78,5 | 80,5 |
| C SLEEVE LENGTH | - | 65 | 66 | 67 | 68 | 69 | 70 |
| D CENTER BACK LENGTH | - | 69 | 72 | 75 | 78 | 81 | 83 |

B&C
COLLECTION
**OUTER
WEAR
/UNIT**